

Growth-Portfolio

Data as of 31.3.2022

Risk Propensity

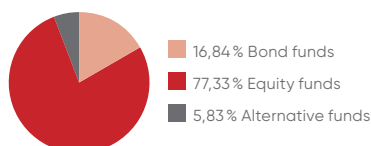


Capital-gain-oriented: The fund portfolio is suitable for clients seeking a growth portfolio with relative risk.

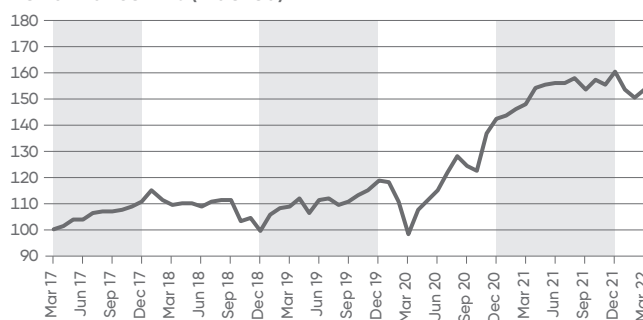
Investment Objective

This portfolio pursues an investment strategy geared to long-term growth. Market opportunities are exploited as they arise. The portfolio is based on broadly diversified investment classes, giving consideration to growth markets as well as traditional stock markets. Greater opportunities also mean higher risks as a result of price fluctuations. However, low-risk funds are also included in the mix as a supplementary component. The portfolio is actively managed on the basis of a professional top-down approach and undergoes continuous monitoring. Temporary controlled deviations from the investment strategy are permitted, depending on the market situation. All funds are selected according to YOUPLUS's tried-and-tested 4P fund selection process, which ensures that only the best fund managers in a given asset class are included in our fund portfolios.

Asset Allocation



Performance in % (indexed)



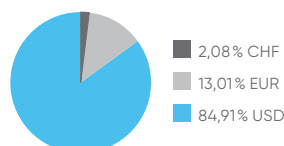
Growth-Portfolio

in %	YTD 2022	2021	2020	2019	2018	since Inc.
Portfolio	-4,50	12,85	20,05	19,52	-10,22	227,32
Benchmark*	-5,13	12,70	12,83	20,32	-8,85	

in %	1 M	1 Y	3 Y	5 Y	5 Y p.a.	15 Y	15 Y p.a.
Portfolio	1,85	3,43	40,90	53,43	8,94	93,65	4,50
Benchmark*	1,35	3,79	32,45	47,77	8,12		

* Customised Benchmark

Currency Allocation



Top 5 Holdings

Category	ISIN	Currency	%
JPM Funds – America Equity Fund – A	LU0210528500	USD	39,76
UBS (Lux) Equity Fund – Global Sustainable USD	LU0076532638	USD	17,92
Swiss Rock (Lux) SICAV – Absolute Return Bond Fund Plus E USD	LU1090786119	USD	8,54
Swiss Rock (Lux) Sicav – Aktien Schwellenländer – A EUR	LU0337168263	EUR	7,17
Evolv Dynamic Beta Fund R (EUR)	LU1975715860	EUR	5,83
% of Top 5			79,23
Total Holdings			12

Operations

Reference Currency	USD	Inception Date	7.5.1999
Reference Currency Share	at least 50% USD	Portfoliomangement	YOUPLUS Assurance SCHWEIZ AG
Management Fee (max) p.a.	1,00%	Total Net Assets USD (mil)	2,3

The information and performance data are partially based on external sources, which in certain cases may differ substantially from the values used in each product, and are therefore not reliable indicators of the performance of particular products. YOUPLUS does not guarantee the accuracy, completeness or timeliness of the following information data. In addition, the performance data shown do not take into account any costs and fees charged for subscriptions and redemptions. The performance of a unit-linked life insurance product or a fund investment plan can differ from the performance of the investment funds used for these products additional costs may be incurred depending on the product. Past performance is not a guarantee of future results. We use investment funds (collective investment schemes) as benchmarks within the scope of unit-linked life assurance and they do not constitute an invitation to buy or sell collective investment schemes.