

# Balanced-Portfolio

Data as of 31.3.2022

## Risk Propensity



Balanced: The fund portfolio is suitable for clients seeking a balanced portfolio with relative risk.

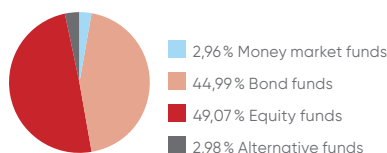
## Investment Objective

This portfolio gives equal priority to security and returns. It invests extensively in funds in which the bulk of the assets held consist of fixed-interest securities. These are combined with higher-risk funds in a balanced ratio.

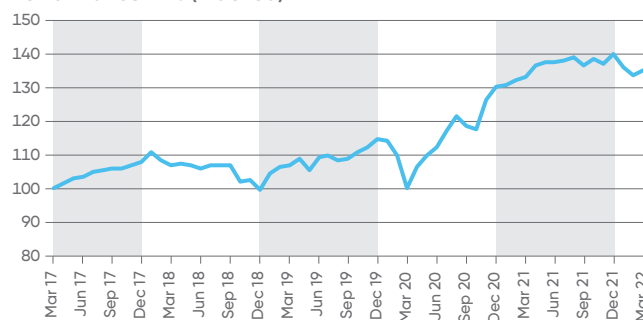
The portfolio is actively managed on the basis of a professional top-down approach and undergoes continuous monitoring.

Temporary controlled deviations from the investment strategy are permitted, depending on the market situation. All funds are selected according to YOUPLUS's tried-and-tested 4P fund selection process, which ensures that only the best fund managers in a given asset class are included in our fund portfolios.

## Asset Allocation



## Performance in % (indexed)



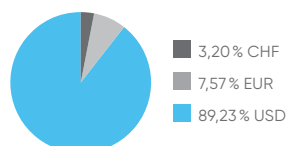
Balanced-Portfolio

in %	YTD 2022	2021	2020	2019	2018	since Inc.
Portfolio	-3,68	7,68	13,53	14,68	-7,56	150,31
Benchmark*	-5,07	6,02	9,82	14,32	-5,00	

in %	1 M	1 Y	3 Y	5 Y	5 Y p.a.	15 Y	15 Y p.a.
Portfolio	0,92	1,25	25,96	34,88	6,17	73,89	3,76
Benchmark*	-0,14	0,01	18,54	28,73	5,18		

\* Customised Benchmark

## Currency Allocation



## Top 5 Holdings

	Category	ISIN	Currency	%
JPM Funds – America Equity Fund – A	Equity funds	LU0210528500	USD	24,41
Pictet-USD Short Mid-Term Bds-P	Bond funds	LU0175073625	USD	23,01
Swiss Rock (Lux) SICAV – Absolute Return Bond Fund Plus E USD	Bond funds	LU1090786119	USD	14,56
UBS (Lux) Equity Fund – Global Sustainable USD	Equity funds	LU0076532638	USD	11,21
PIMCO GIS Global Bond Fund USD	Bond funds	IE0002461055	USD	4,73
			% of Top 5	77,91
			Total Holdings	12

## Operations

Reference Currency	USD	Inception Date	7.5.1999
Reference Currency Share	at least 60% USD	Portfoliomangement	YOUPLUS Assurance SCHWEIZ AG
Management Fee (max) p.a.	0,50%	Total Net Assets USD (mil)	1,7

The information and performance data are partially based on external sources, which in certain cases may differ substantially from the values used in each product, and are therefore not reliable indicators of the performance of particular products. YOUPLUS does not guarantee the accuracy, completeness or timeliness of the following information data. In addition, the performance data shown do not take into account any costs and fees charged for subscriptions and redemptions. The performance of a unit-linked life insurance product or a fund investment plan can differ from the performance of the investment funds used for these products additional costs may be incurred depending on the product. Past performance is not a guarantee of future results. We use investment funds (collective investment schemes) as benchmarks within the scope of unit-linked life assurance and they do not constitute an invitation to buy or sell collective investment schemes.